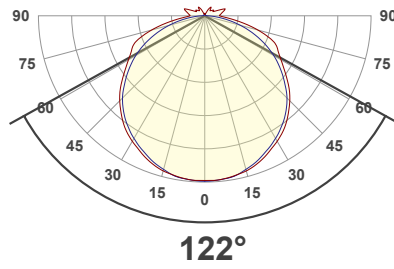


OPTIQUE LAB Results

Zonal Lumen Summary

Total Lumen Output: 425

Zone	Lumens	% Fixture
0° – 15°	25.4 lm	
0° - 30°	94.8 lm	
0° - 45°	190 lm	
0° - 60°	285 lm	
0° - 75°	360 lm	
0° - 90°	392 lm	

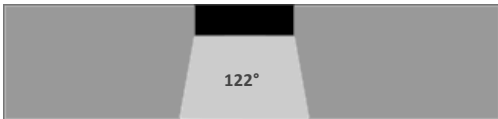


Beam Angle

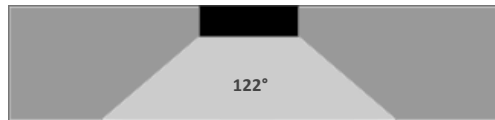
<60°

>60°

BEAM ANGLE



BEAM ANGLE

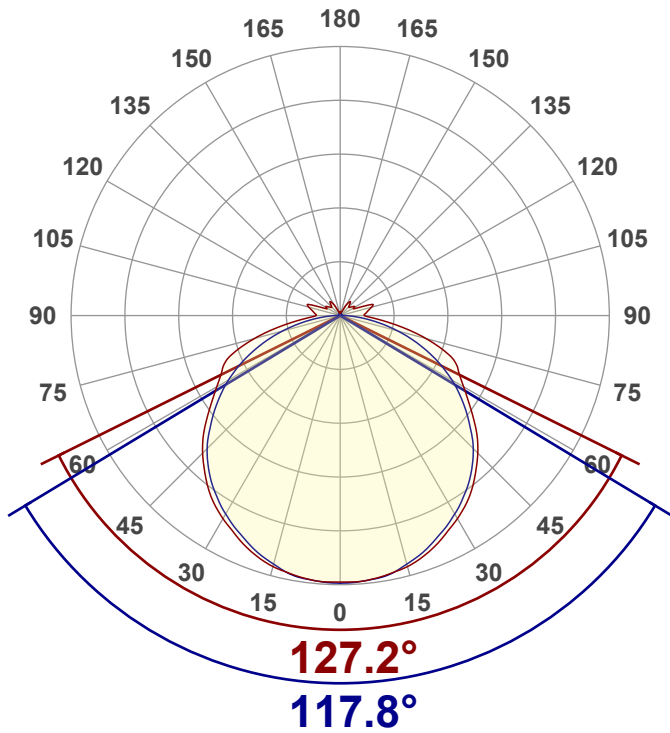


FootCandles

Distance	Foot Candles
1'	120 fcd
1.5'	53 fcd
2'	30 fcd
2.5'	19 fcd
3'	13 fcd
4'	7 fcd
5'	5 fcd
6'	3 fcd
9'	1 fcd
12'	1 fcd

OPTIQUE LAB Results

Angular Distribution 0 – 90°



Color Vector Graphic

		Graphic shifts (%)	
Hue Bin	R _r	Chroma	Hue
1	93	2%	1%
2	93	3%	-2%
3	93	1%	-3%
4	91	-4%	-4%
5	91	-6%	-1%
6	95	-2%	2%
7	93	-1%	4%
8	92	1%	5%
9	90	2%	7%
10	91	2%	5%
11	89	5%	5%
12	93	3%	-1%
13	93	2%	-3%
14	93	0%	2%
15	90	3%	-1%
16	89	4%	-3%

